

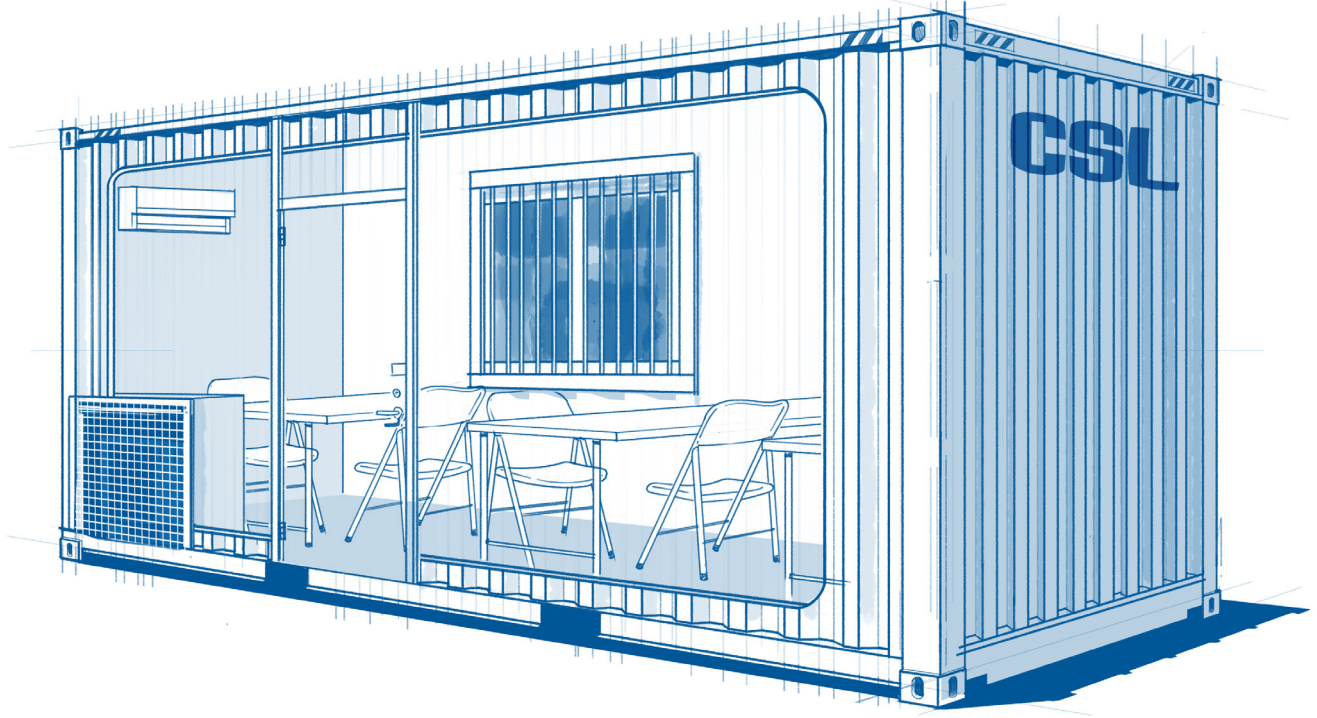


# 20FT SITE OFFICE

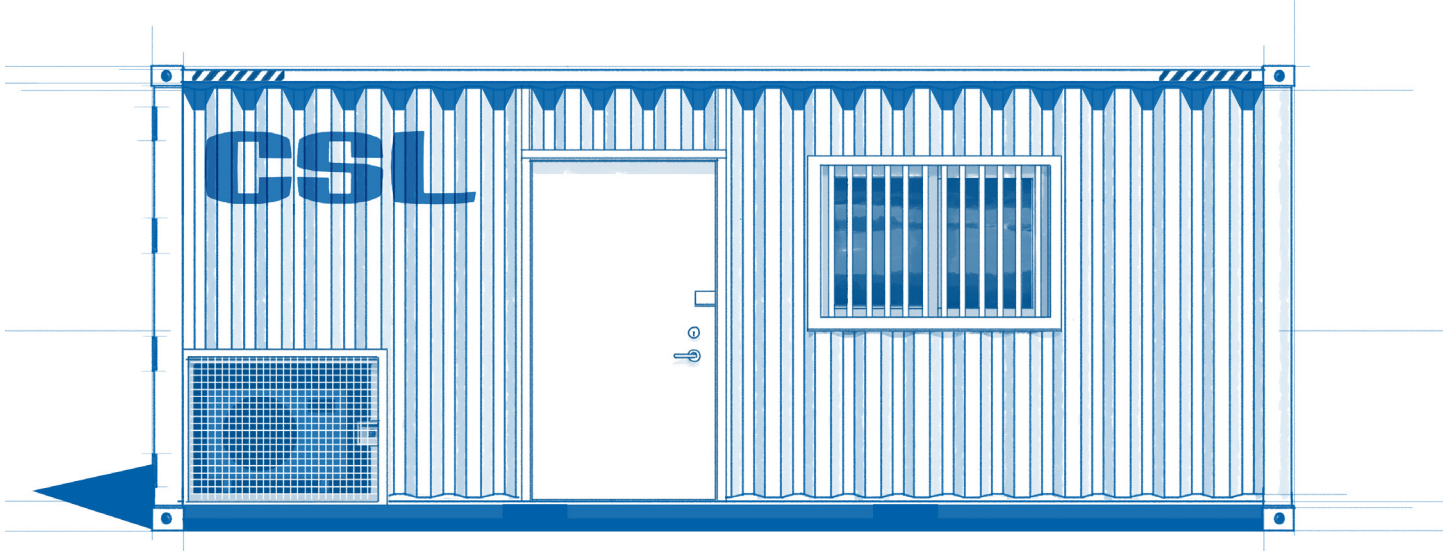


Step into CSL's 20ft Site Office, and you won't believe you're in a shipping container. This premium portable building has everything a modern office needs.

**Rough 20ft Site Office Container dimensions**

6.1m L x 2.5m W x 2.9m H

# 20FT SITE OFFICE



## Portable Site Office features

- Insulated against weather and noise
- Power for all your modern office needs
- Split system reverse cycle air conditioning.

## Safe and secure

- Lock-up-and-leave lockbox system
- Steel security shutters that open with gas struts
- Secure place to keep loose hardware overnight.

## Built to handle the Kiwi climate

- Made from weathering carbon steel
- Pest and vermin-proof
- Watertight and wind-resistant.

## Cleverly customisable

- Modify from weathering carbon steel
- Put in extra windows, doors, or paint the exterior
- Add shelving, tables, chairs, a meeting room, and more.

## Why Choose a 20ft Site Office?

You get more work done when you have a comfortable, quiet, and private place to do it. Whether it's for long-term use or a one-off event, for a construction site or disaster relief. We can customise a solution that gets the job done -so you can focus on nailing yours.

Boost your output with the right input; the **20ft Site Office**.

## 20ft Site Office for hire

Reasons to hire?

- You get access to the newest units in the CSL fleet
- Hiring can work out to be the lower-cost option
- With 31-day minimum terms, it makes a great short-term solution.